



Lady Ningaloo



0421 822 661



info@northmarine.com.au



northmarine.com.au



ACN 634 263 460



Marine Facility
North Wharf, 71 Lee Yan Rd, East Trinity
QLD 4871





Lady Ningaloo

Accommodation

Lady Ningaloo can accommodate up to 18 guests in 9 comfortable cabins. All guest cabins aboard Lady Ningaloo are full air-conditioned and equipped with private ensuites, including a toilet and hot/cold shower facilities.

Crew accommodation includes two cabins (each with 2x bunk beds) located on the Hull Deck, plus the skipper's cabin on the Upper Deck.

Deck Level	Cabin	Configuration / Description
Hull Deck	Guest Cabin #1 (Portside)	2x Bunk beds
	Guest Cabin #2 (Starboard Side)	2x Bunk beds
Main Deck	Guest Cabin #3 (Port Side)	1x Double Bed (convertible to an office with 2x desks)
	Guest Cabin #4 (Port Side)	2x Single beds
	Guest Cabin #5 (Port Side)	2x Single beds
	Guest Cabin #6 (Port Side)	2x Single beds
	Guest Cabin #7 (Starboard Side)	2x Bunk beds
	Guest Cabin #8 (Starboard Side)	2x Bunk beds
	Guest Cabin #9 (Starboard Side)	2x Bunk beds



0421 822 661



info@northmarine.com.au



northmarine.com.au



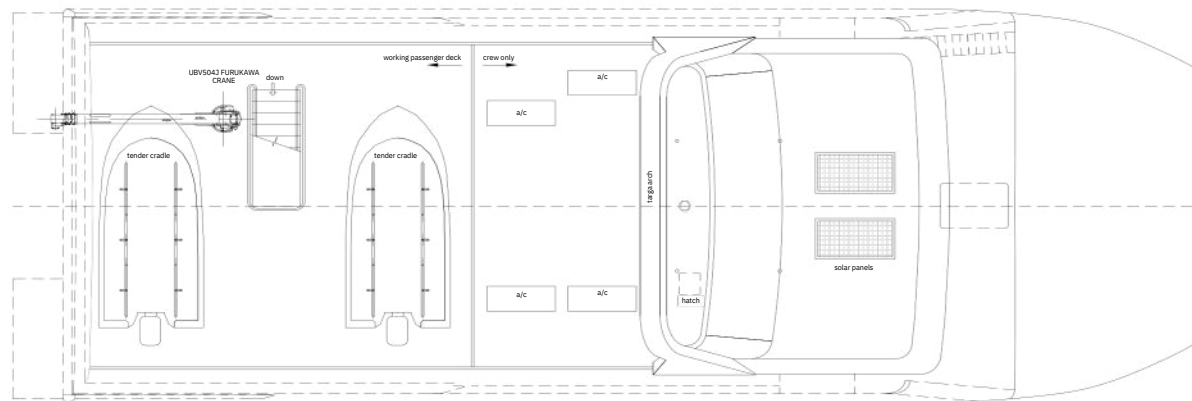
ACN 634 263 460



Marine Facility
North Wharf, 71 Lee Yan Rd, East Trinity
QLD 4871

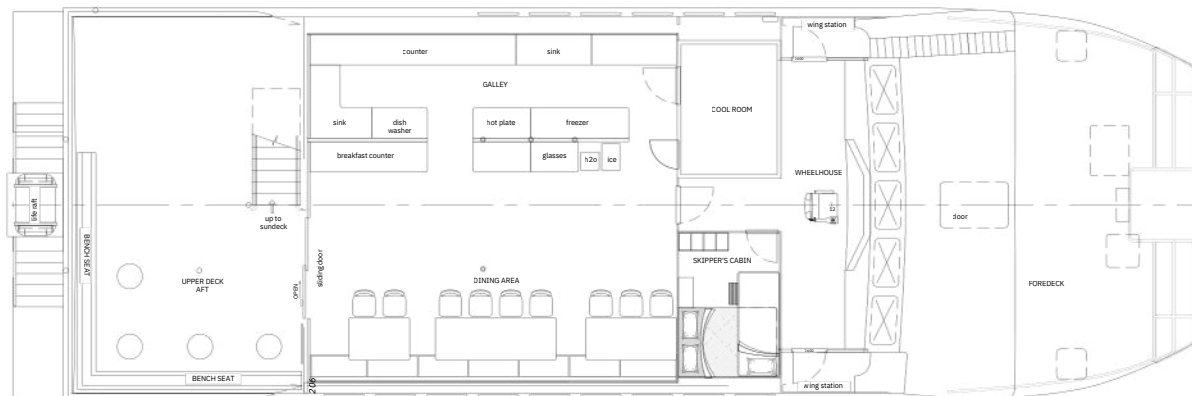


PRINCIPAL PARTICULARS	
LENGTH OVERALL	: 23.6 M
LENGTH ON DECK	: 22.6 M
LENGTH MEASURED	: 22.6 M
BEAM MOULDED	: 7.82 M
HULL DEPTH	: 2.630 M
DRAFT	: 1.800 M
ENGINES	: CAT C32
POWER	: 2x74.9kW
GEARBOX	: MG5306
RATIO	: 2.48/1
FUEL	: 13m3
FRESH WATER	: 7m3
SURVEY NSCV	: 18
CREW	: 6
PAX (BERTHED)	: 18
PAX (UNBERTHED)	: 5
TOTAL COMPLEMENT	: 29
FLOOD RISK CATEGORY	: IV
FIRE RISK CATEGORY	: III



SUN DECK

-4 -3 -2 -1 0 1 2 3 4 5 6 7 8 9 10 11 12 13 14 15 16 17 18 19

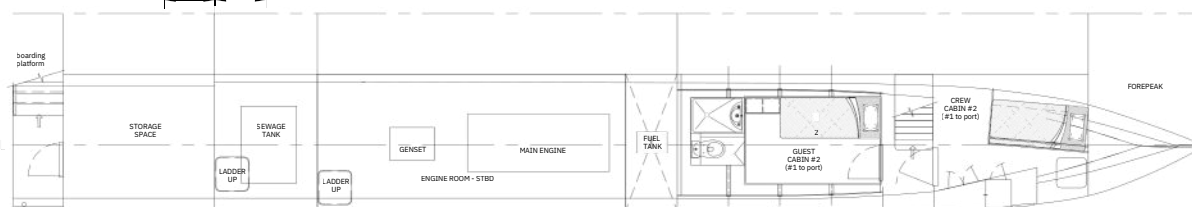


UPPER DECK



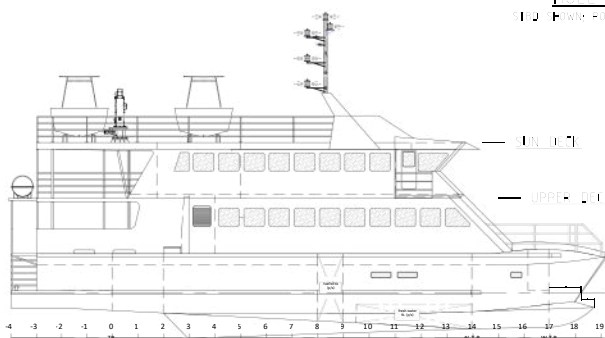
MAIN DECK

-4 -3 -2 -1 0 1 2 3 4 5 6 7 8 9 10 11 12 13 14 15 16 17 18 19



HULL DECK

TOP PLAN FOR SIMILAR



PROFILE
SCALE 1:150

PERISCOPE
NAVAL ARCHITECTS
TITLE: GENERAL ARRANGEMENT

PROJECT: LADY NINGALOO	HULL: 2408
DRAWN: SNA	SCALE: 1:75
CHECKED: SP	DATE: 30-OCT-24
DRAWING NO.: 2408-1-GA	REV: B

ISSUE	DATE	DESCRIPTION
B	22-JAN-25	UPDATE BERTHS & RISK CATEGORIES

THIS DRAWING IS THE SOLE PROPERTY OF PERISCOPE NAVAL ARCHITECTS. NO PART MAY BE COPIED, REPRODUCED OR REPRODUCED IN ANY FORM WITHOUT THE WRITTEN PERMISSION OF PERISCOPE NAVAL ARCHITECTS.